

BESSEY® Product Training




BESSEY® Tools North America C Clamps

C Clamps

Quality & Convenience from BESSEY®

Since BESSEY®'s invention of the sliding arm clamp, millions of people have adopted them. However, BESSEY® recognizes that many still use "C" clamps as well. For convenient one stop shopping BESSEY® offers a wide variety of products to choose from. All produced to BESSEY®'s exacting specifications.

- ❑ Load limits ranging from 400 lbs to 40,000 lbs
- ❑ Varying in clamping capacity from $\frac{3}{4}$ of an inch to 14 inches



C Clamps



Simply better.


CM Series - Drop Forged, DIY, Light Duty

- ❑ 13 Models in the range to choose from
- ❑ Load limits: From 400 lbs -1,200 lbs
- ❑ Capacity (Openings): From 1" to 8"
- ❑ 4", 5", 6" & 8" have black powder coat finish



QRCC Series - Malleable Cast, Quick Release

- ❑ Load limit is 1,200 lbs
- ❑ Available with 3", 4" & 6" capacities



DHCC Series - Malleable Cast, Double headed

- ❑ Load limit is 1,200 lbs
- ❑ Available with 4" & 6" capacities



C Clamps



Simply better.


540 Series – Ductile Cast, Light Industrial

- ❑ A step up in strength from malleable cast
- ❑ Load limits: From 1100 lbs - 2850 lbs
- ❑ Capacity (Openings): From 2.5" to 14"
- ❑ 4", 5", 6" & 8" have black powder coat finish



CDF400 Series .

- ❑ Most popular of the drop forged "C" clamps.
- ❑ Black powder coated frame, black-oxide spindle.
- ❑ Load limits: From 3,500 lbs to 9,300 lbs
- ❑ Capacity (Openings): From 2" to 12"



CDF400CHV Series

- ❑ Same sizes & load limits as base CDF400
- ❑ Copper coated screw
- ❑ Hi-Vis yellow powder coated frames.
- ❑ Load limits: From 3,500 lbs to 9,300 lbs
- ❑ Capacity (Openings): From 2" to 12"



C Clamps



Simply better.

B-100 Series – Drop Forged

- ❑ Heavy duty square head with “T” handle
- ❑ Swivel head pressure pads
- ❑ Load limits: From 7,500 lbs - 15,000 lbs
- ❑ Capacity (Openings): 2” to 12”



B-HS Series – Bridge Clamps

- ❑ Heavy duty square head on large spindle.
- ❑ Spindle with truncated cone end (no swivel pads)
- ❑ Load limits: From 2,800 lbs - 40,000 lbs
- ❑ Capacity (Openings): ¾” to 12”
- ❑ All B-HS have full length / full closing spindles
- ❑ Commonly referred to as “bridge” clamps.





Simply better.

Thank you for your attention!

BESSEY® Tools North America